

Washington State Patent Law Association



Robert Stoll
Commissioner for Patents
United States Patent and Trademark
Office

1



Agency Status

- **Quality goals met, Pendency unchanged, good progress on backlog reduction**
- **Improvements:**
 - **Patent Count System**
 - **Performance Plans for examiners, SPE's**

2



Strategic Goals

Achieve First Office Action on the Merits within 10 months. And reduce overall pendency to 20 months.

Our work has been focused on:

- **increasing collaboration and transparency with our stakeholders;**
- **making changes to processes, policies and programs; and**
- **continuing work sharing efforts with global partners.**

3



Stakeholder Relationships

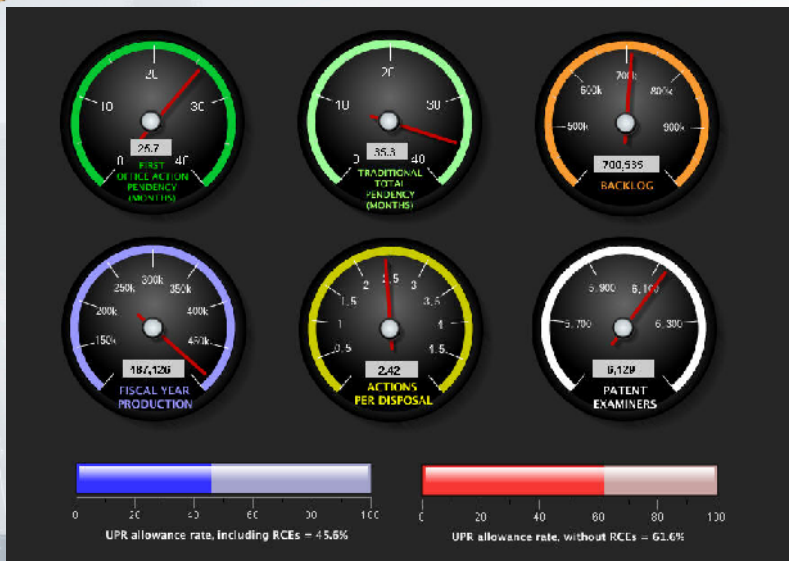
Creating a two-way dialogue, and soliciting feedback.

- **Providing Information**
 - **Directors Blog, webinars and online chats**
 - **Independent Inventor Conference, and Inventor's Eye publication**
 - **Patent Examiner Technical Training Program (PETTP)**
 - **Peer to Patent Pilot Project**
 - **Policy guidelines**
 - **Data Visualization Center**
- **Gathering Information**
 - **Roundtables**
 - **Public Comment requests**

4



Patents Dashboard



5



Applicant Collaboration

Applicant Collaboration to produce better applications and facilitate issue resolution:

- Compact Prosecution Training
- First Action Interview Program
- Ombudsman Program

6



Applicant Collaboration - Interviews

- **Interview Training improved communication skills of our examiners**
 - interview time up nearly 40%
 - examiners logged 138,222 interview hours in FY 2010.
- **First Action Interview Pilot Program**
 - First action allowance rate over twice that for all filings
- **Applicants embrace the open, collaborative culture change**

7



Accelerated Examination

Initiatives that help move applications through the patent prosecution system:

- **Enhanced Examination Timing Control – “Three Track”**
- **Green Tech pilot program**
- **Project Exchange**
- **Accelerated-Examination Program**

8



Efficiency Through Process Improvement

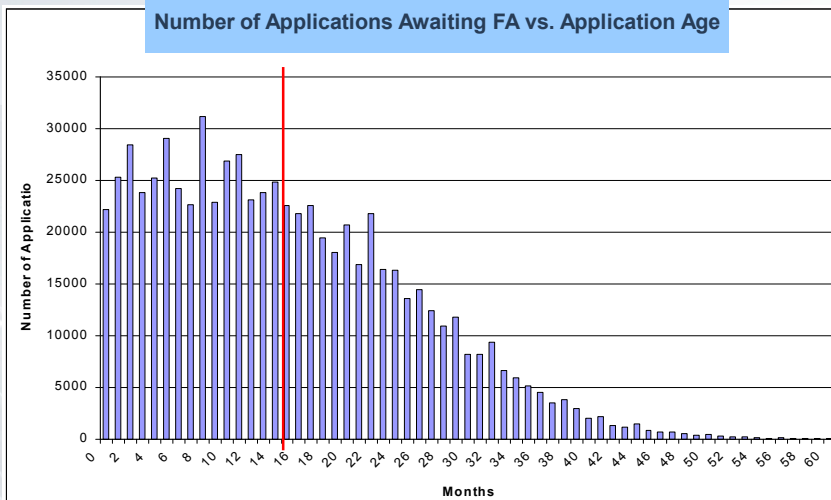
- Reengineering Classification system
- Reengineering patent processes
- Patents 'end-to-end' IT development initiative

9



Workload Distribution

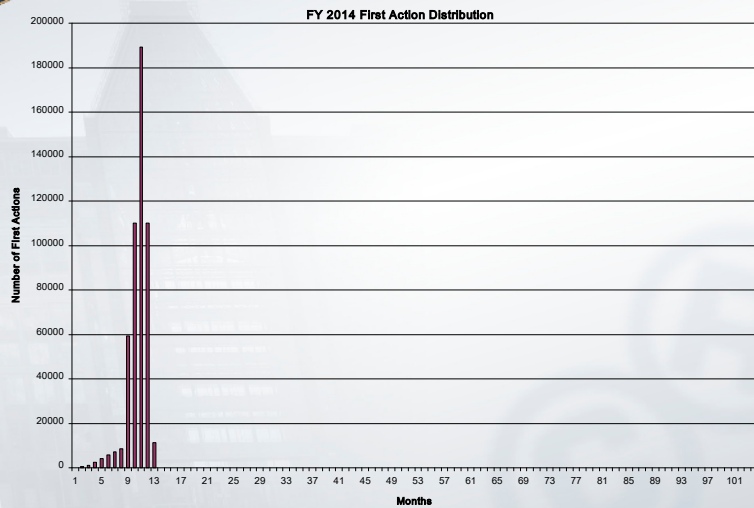
Number of Applications Awaiting FA vs. Application Age



10



First Action Output in 2014



11



Work-Sharing Initiatives

Current Programs:

- PPH
- PCT-PPH Pilots
- SHARE-type initiatives:
 - USPTO-KIPO SHARE Pilot
 - USPTO & UK-IPO Action Plan for Re-use
- PCT
- IP5 Foundation Projects

12



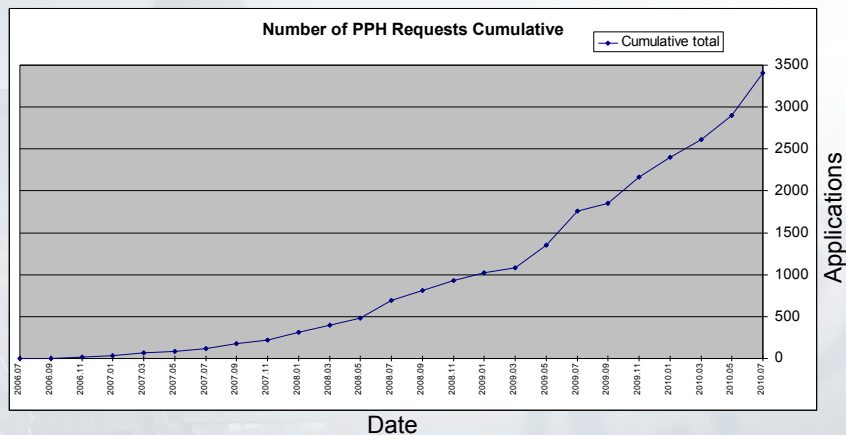
Patent Prosecution Highway

- Provides quicker patentability determination in multiple jurisdictions
- Fourteen participating offices
- First Office Actions within 3 months on average (from program acceptance), providing the pre-exam processing has been completed.
- The program cumulative allowance rate is 95.1%, as compared to 45.6% in FY 2010 for all applications.

13



Total PPH cases



14



Improving Quality

- All Quality measures met our targets in FY 2010.
- Shift resources from the “second-pair-of-eyes” effort to a front-end quality program that assists examiners early in the examining phase.
- Five new measures of patent quality were developed through the Patent Quality Task Force study, bringing the total quality metrics to seven.

15



Quality Metrics

Existing Measures:

Final Disposition Compliance Rate

- propriety of final dispositions of applications

In-Process Compliance Rate

- propriety of Office actions on the merits during the prosecution

New Measures:

First Action on the Merits Search Review

- degree to which the search conforms with the best practices of the USPTO

Complete First Action on the Merits Review

- degree to which the first action on the merits in an application conforms with the best practices of the USPTO

Quality Index Report (QIR)

- statistical representation of quality-related events in the prosecution of the patent application

External Quality Survey

- experiences of patent applicants and practitioners with USPTO personnel and examination issues

Internal Quality Survey

- experiences of examiners with internal and external interactions and issues

16



Conclusions

- **Our strategic priorities guide us to the goal of reducing pendency and backlog, and contribute to the improvement of the global IP system.**
- **The USPTO has launched new initiatives that bring new ways of thinking; an open-minded thinking to our Agency.**
- **We have embraced transparency and openness because collaboration with our partners and our applicants brings us the insight we need to reach all of our goals.**

17



Thank You

18